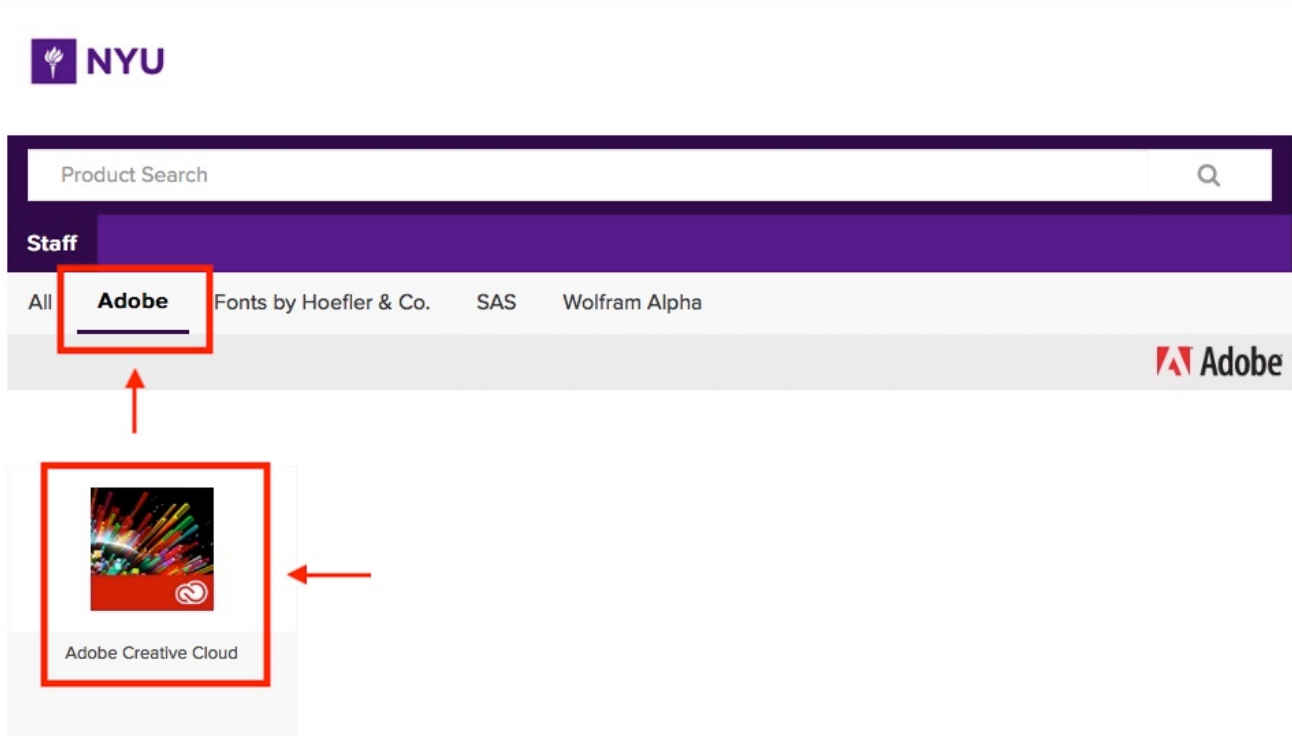


# Adobe CC - User Guide

Adobe Creative Cloud(CC) is now available as a free download via NYU On the Hub to Full-Time Faculty, Administrators and Staff; contractors and student workers are not eligible for Adobe CC access on their individual machines but they can access the Adobe Creative Cloud applications on any NYU owned workstation, and public spaces if it is required as part of their job function. Contractors and student workers should contact the IT personnel at their school or unit for more information on access to the Adobe Creative Cloud applications.

## Installing Creative Cloud

Follow the link to NYU [OnTheHub](#), and authenticate using your NYU Credentials. In the OntheHub main page, Choose the Adobe Tab, and then Select the Adobe Creative Cloud Application.




Select the **Download Adobe Here** button on the right to download the creative cloud installer

Product Search

Q

Staff

All
**Adobe**
Fonts by Hoefler & Co.
SAS
Wolfram Alpha



## Adobe Creative Cloud ETLA



Manufacturer: Adobe Systems Incorporated

Delivery Type: Custom Delivery

Available to: Faculty/Staff

Free

[Download Adobe Here](#)

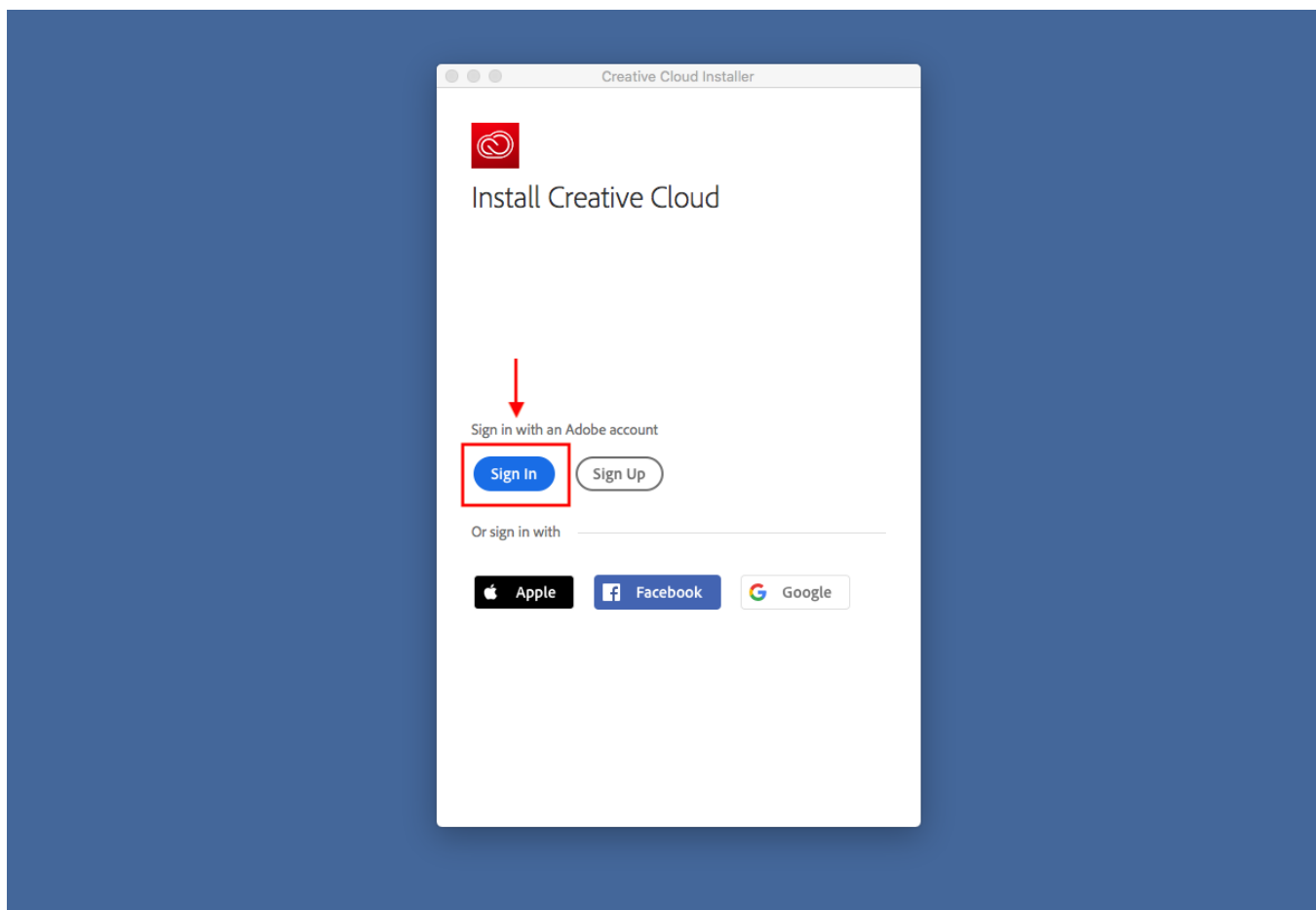
[Are you eligible?](#)

Description

System Requirements

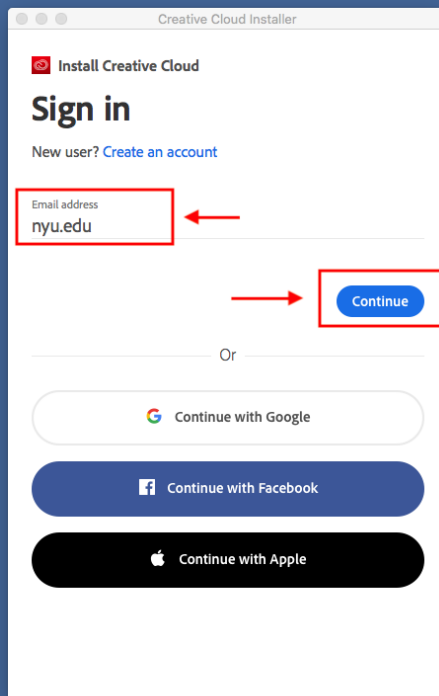
Are you eligible?

Once the Adobe Creative Cloud has downloaded, launch the installer. On the Install Creative Cloud screen select **Sign In**.

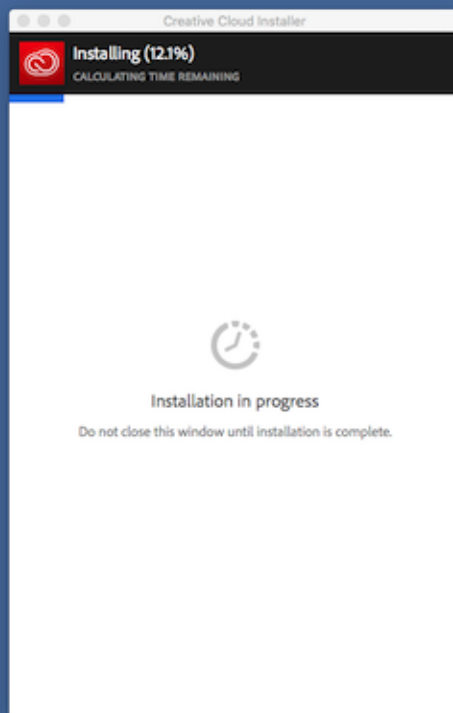


Enter "[nyu.edu](https://nyu.edu)" in the field labeled **Email Address** in order to use the NYU Adobe CC Enterprise account. **Select Continue.**

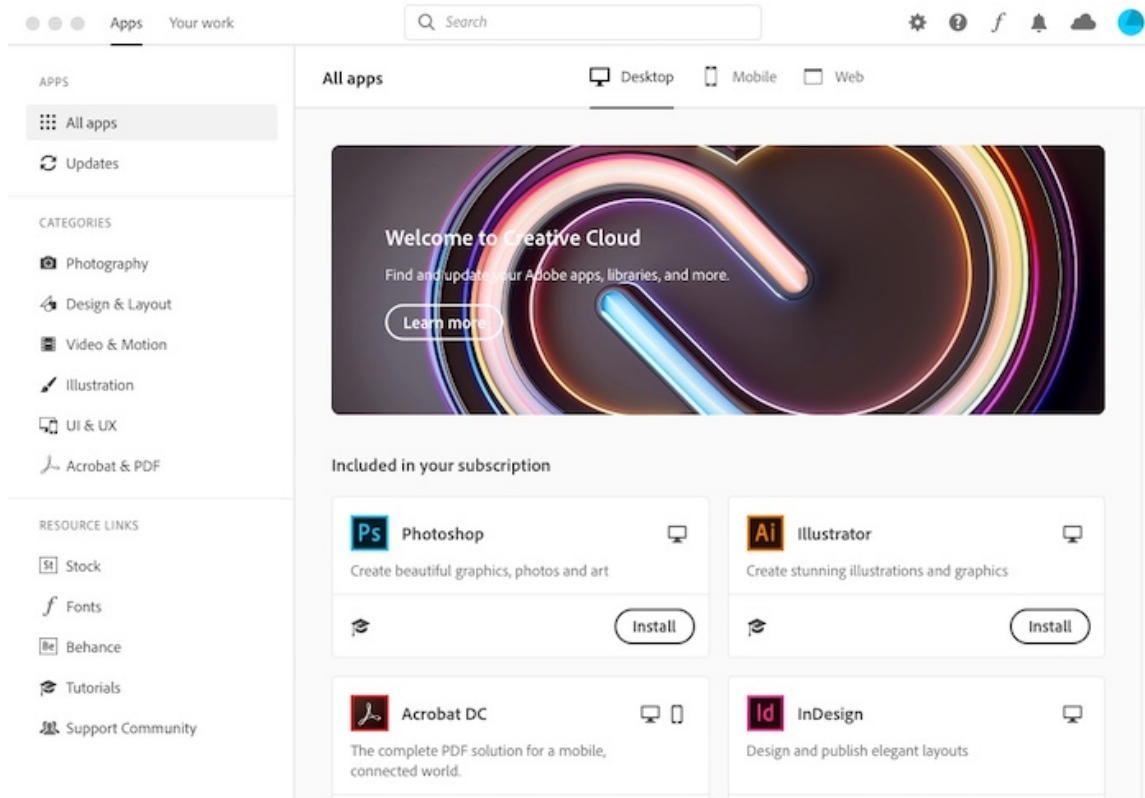
Complete the sign-in process with the NYU Multi Factor Authentication process.



Once Authentication is successful, the Creative Cloud installation will begin. The installation takes approximately 2-6 mins.



Once installation is complete, you will be presented with the Adobe Creative Cloud Dashboard which will provide access to download all the Adobe applications available for the NYU community.



Note: If you are greeted with the message "You do not have permission to manage apps on your computer", please follow the instructions in this [Knowledge base](#) to resolve this issue.

## Using Adobe Creative Cloud

Adobe provides extensive resources on how to use the Adobe Creative Cloud app, and its associated applications. Please follow the link below for more information on how to use creative cloud.

<https://helpx.adobe.com/support/creative-cloud.html>

All technical inquiries can be directed to your Local IT support Staff. If you don't know who your local IT staff is, please contact [askit@nyu.edu](mailto:askit@nyu.edu)